

Building connections that last™




# Sharpe® Series OP20

## Oil Patch Swing Check Valve Datasheet



# Oil Patch Carbon Steel Swing Check Valve Sharpe® Series OP20



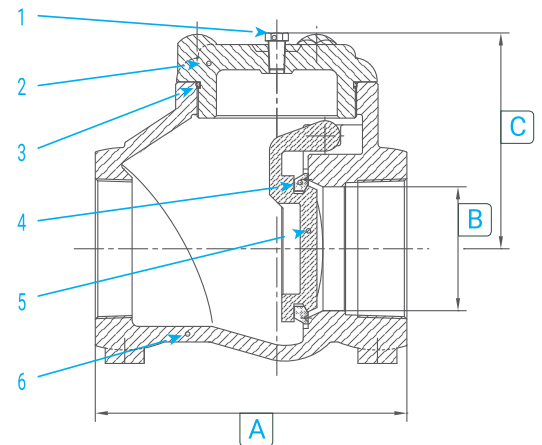
**Fig. OP20CC6VV**  
Carbon Steel

## Design Features

- Carbon Steel Body
- 720, 1440, 2160, 3000 psi
- NACE MR-01-75-2009 Compliant
- 316 Stainless Steel, One-Piece Hanger and Disc
- Full Flow When Open
- Top Entry Swing Check

## Materials

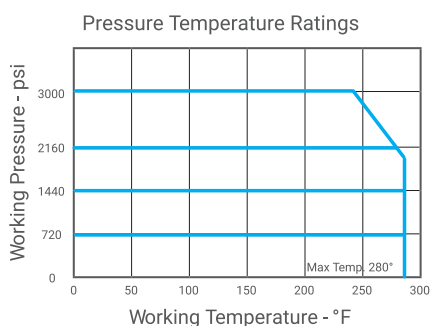
No.	Part	Qty.	Material
1	Bonnet Plug	1	Carbon Steel
2	Bonnet	1	WCB
3	O-Ring	1	Viton
4	Seat	1	Viton
5	Disc	1	316 Stainless Steel
6	Body	1	WCB



## Dimensions

Size	Weight	A	B	C
1	6.5	4.25	1.00	3.34
2	12.0	6.30	2.00	4.04
3	34.0	8.75	3.00	5.26

## Technical Information



Oil Patch Carbon Steel  
Swing Check Valve  
**Sharpe® Series OP20**



## How to order Series OP20

**Ordering:** Part Number – Pressure Rating

**Example**

**SVOP20CC6VV020 – 1440**

Part Number

Pressure Rating

**Description**

2" - Carbon Steel Swing Check - 1440 psi

Size	Part Number	Pressure Rating psi
1	SVOP20CC6VV010	720
2	SVOP20CC6VV020	1440
3	SVOP20CC6VV030	2160
		3000

# Oil Patch Ductile Iron Swing Check Valve Sharpe® Series OP20



**Fig. OP20DB6VV**  
Ductile Iron

## Design Features

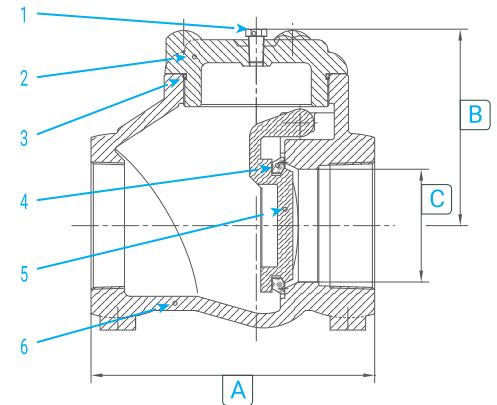
- Ductile Iron Body
- 300, 600, 720, 750, 1000, 1440, 1500, or 2000 psi
- Nace MR-01-75-2009 Compliant
- 316 Stainless Steel, One-Piece Hanger and Disc
- Full Flow When Open
- Top Entry Swing Check

## Materials

No.	Part	Qty.	Material
1	Bonnet Plug	1	Carbon Steel
2	Bonnet	1	Ductile Iron
3	O-Ring	1	Viton
4	Seat	1	Viton
5	Disc	1	316 Stainless Steel
6	Body	1	Ductile Iron

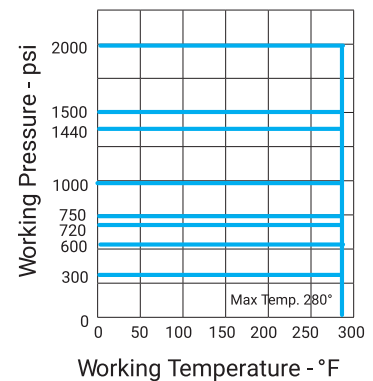
## Dimensions

Size	Weight	A	B	C
1	6.0	4.25	1.00	3.34
2	12.1	6.30	2.00	4.09
3	22.5	8.25	3.00	5.43
4	57.8	10.00	3.98	7.80



## Technical Information

### Pressure Temperature Ratings



Oil Patch Ductile Iron  
Swing Check Valve  
**Sharpe® Series OP20**



How to order Series OP20

Ordering: Part Number – Pressure Rating

Example

<b>SVOP20DB6VV020</b>	<b>–</b>	<b>1000</b>
Part Number		Pressure Rating

Description

2" - Ductile Iron Swing Check - 1000 psi

Size	Part Number	Pressure Rating psi
1	SVOP20DB6VV010	300
2	SVOP20DB6VV020	600
3	SVOP20DB6VV030	720
4	SVOP20DB6VV040	750
		1000
		1440
		1500
		2000

### About ASC Engineered Solutions

ASC Engineered Solutions is defined by quality—in its products, services and support. With more than 1,400 employees, the company's portfolio of precision-engineered piping support, valves and connections provides products to more than 4,000 customers across industries, such as mechanical, industrial, fire protection, oil and gas, and commercial and residential construction. Its portfolio of leading brands includes ABZ Valve®, AFCON®, Anvil®, Anvil EPS, Anvil Services, Basic-PSA, Beck®, Catawissa, Cooplet®, FlexHead®, FPPI®, Gruvlok®, J.B. Smith, Merit®, North Alabama Pipe, Quadrant®, SCI®, Sharpe®, SlideLOK®, SPF® and SprinkFLEX®. With headquarters in Commerce, CA, and Exeter, NH, ASC also has ISO 9001:2015 certified production facilities in PA, TN, IL, TX, AL, LA, KS, and RI.



[asc-es.com](http://asc-es.com)

Building connections that last™

